
NOTICE OF MEETING

TRAFFIC, ENVIRONMENT & COMMUNITY SAFETY SCRUTINY PANEL

MONDAY, 17 NOVEMBER 2014 AT 5.30PM

CONFERENCE ROOM A, SECOND FLOOR, THE CIVIC OFFICES

Telephone enquiries to Jane Di Dino 023 9283 4060

Email: jane.didino@portsmouthcc.gov.uk

Membership

Councillor Stuart Potter (Chair)

Councillor Simon Boshier

Councillor Hannah Hockaday (Vice-Chair)

Councillor Lee Hunt

Councillor Phil Smith

Councillor Lynne Stagg

Standing Deputies

Councillor Paul Godier

Councillor Leo Madden

Councillor Hugh Mason

Councillor Les Stevens

Councillor Alistair Thompson

(NB This Agenda should be retained for future reference with the minutes of this meeting.)

Please note that the agenda, minutes and non-exempt reports are available to view online on the Portsmouth City Council website: www.portsmouth.gov.uk

AGENDA

1 Apologies for Absence.

2 Declarations of Members' Interests

3 Minutes of the Previous Meeting.

The minutes of the meeting held on 24 October 2014 will be tabled at the meeting.

4 Review of Road Safety Around Schools (Pages 1 - 22)

The panel will receive evidence from:

- Councillor Neill Young, Cabinet Member for Children & Education.
- Amber Kerens-Bathmaker, Road Safety & Sustainable Travel Team Manager, Transport and Environment
- Jan Thomas, Senior Community Warden.

5 Dates of Future Meetings.

Monday 15 December at 5.30pm.

Monday 19 January at 5.30pm.

Members of the public are now permitted to use both audio visual recording devices and social media during this meeting, on the understanding that it neither disrupts the meeting or records those stating explicitly that they do not wish to be recorded. Guidance on the use of devices at meetings open to the public is available on the Council's website and posters on the wall of the meeting's venue.

Agenda Item 4

Main issues

Volume of traffic

Parking/pulling up on zigzag

School solutions so far

Support walk to school week/Wednesday/everyday

Provided huts for parents in wet weather

New bike store

Take part in bikability/scootability

Junior Road safety officers in place

Reminders in newsletters

Impact of school solutions

It gets better, need to keep reminding people

Good numbers walking and cycling

Council solutions

20 mile zone

PSCO and road safety have patrolled in the past

Impact of council solutions

Improvement in parking after visits

Speed has come down, again need to keep on reminding.

Suggestions for further work

This is going to be an ongoing issue, just need to keep going it, run the campaigns at regular intervals.

This page is intentionally left blank



Portsmouth
CITY COUNCIL



TUNE INTO
**STREET
SKILLS**

Page 2

WELCOME TO STREET SKILLS

Street Skills is a free road safety programme for Year 7 to Year 10, run by Portsmouth City Council.

It is a free and engaging in-school programme that discusses the dangers of being distracted at the roadside. Assemblies, workshops, special events, videos and other materials demonstrate why it's important to pay attention to the road - whether travelling by foot, bike, or car - and how to stay safe. All our materials are designed specifically for each year group, so the **Street Skills** programme is always engaging and suitable.

Street Skills gives students the opportunity to develop a safer lifestyle and is intended to stay with them as they become young cyclists and motorists. It fully supports curriculum targets by promoting positive moral, social and cultural development, and prepares students for the new responsibilities and experiences they are likely to encounter as they become more independent.

A **Street Skills** Road Safety Officer can come to your school to run some of these sessions and answer pupil's questions if available. It is also possible to send you the materials, lesson plans etc. to help you hold your own assemblies and workshops.

Have a look through this booklet and see what the **Street Skills** programme can offer your year groups. We look forward to helping your school spread the word about road safety. **If you require additional road safety resources, please contact us to discuss your requirements further.**

YEAR 7

Journey Planner
Bikeability Training
Cycle Challenge

YEAR 8

Be safe be seen

YEAR 9

Distractions

YEAR 10

Young Drivers

The Road Safety Team
Portsmouth City Council

YEAR 7

JOURNEY PLANNER

To be delivered in the Autumn Term

This session has been designed to reinforce road safety knowledge delivered at KS2.

Pupils are asked to consider the route to their new school and to identify potential risks they may be faced with as pedestrians or cyclists.

Overall aims of the session include:

- Reinforcing good practice learnt from KS2
- Identification of personal risks faced on their journey to school
- Understanding actions that could help reduce these risks and therefore increase their safety

Pupils will be able to explore their own knowledge of road safety against actual statistics.

Pupils will be encouraged to participate in group discussion, undertake independent tasks and to reflect on their knowledge.

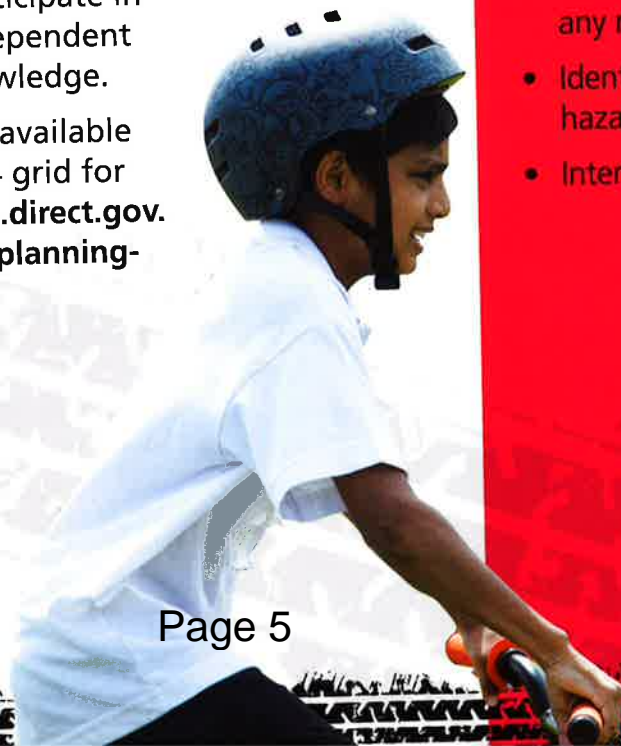
Lesson plan and PowerPoint are available to support the session and an A4 grid for pupils is available at <http://think.direct.gov.uk/resource-centre/key-stage-3/planning-a-journey> (worksheet TRC054).

BIKEABILITY TRAINING

Cycling proficiency for the 21st century!

Year 7 Bikeability Training is delivered one-to-one or in groups of up to 3 so it can be tailored to individual training needs. Level 3 training covers:

- Complex junctions and road features such as roundabouts, multi-lane roads and traffic lights
- How and when to pass queuing traffic
- Driver blind spots
- Planning safe routes to school, work or elsewhere on any roads
- Identifying and dealing with hazards
- Interpreting road signs



YEAR 8

BE SAFE BE SEEN

Assembly to be delivered in the autumn term

An interactive assembly (to be delivered in house*) focusing on the importance of being seen on the way to and from school.

The assembly is designed to make pupils think about how weather conditions can affect visibility and therefore the ability for drivers to see them.

The aim is for pupils to realise that simple changes to what they wear to and from school can increase their safety.

Being safe and seen needn't cost the Earth!

Assembly plan, PowerPoint, resources & reflective snap bands are all available to support the session.


**The assembly can be delivered by Heads of Year/ House. However, there is also potential for selected year 11's to deliver the assembly and use as evidence in their Progress File.*



Reflective
snap bands
to give
away

YEAR 9

DISTRACTIONS



An interactive workshop centred on a short film 'Ghost Street' and delivered by our road safety team. The session is designed to encourage year 9 students to think about how simple distractions (using mobile phones, listening to music, chatting etc.) can lead to big problems for them as individuals and their wider friendship groups. The workshop encourages independent thought, discussion and group work opportunities.

Overall aims of the workshop include:

- **Identifying the main distractions leading to accidents on the road**
- **Understanding the consequences of not making the right decision**
- **Taking responsibility for their own safety**

The workshop uses living graphs to establish student's behaviour on the roads at the start and end of the session. It also asks them to consider the main cause of each accident and decide how they could act to change the outcome. Responsibility for actions is also considered, reinforcing the need to give the road their full attention.

The workshop can be adapted to suit timetables and class sizes, with a follow up session complete with lesson plan, resource and PowerPoint available if required. The session is designed to last for 50 minutes.

YEAR 10

YOUNG DRIVERS

An interactive workshop delivered by our road safety team. The session is centred on a graphic 30 minute film (Cow), which covers driving distractions. The story is of a fictional character known as Cow, whose life is left devastated after she kills her two best friends while texting & driving.

Overall aims of the workshop include:

- **Identification of potential driving distractions**
- **Considering the responsibilities car drivers have to themselves, their passengers and other road users**
- **Understanding the far reaching consequences resulting from a serious car accident**

The session also asks pupils to explore how the accident could have been avoided and where responsibilities lie.

Please be aware that this is a hard hitting film and pupils may become upset.

The workshop is designed to last for 50 minutes but could potentially be adapted to meet timetable restrictions.



INTER-SCHOOL CYCLE CHALLENGE

Every June, Year 7 pupils from across Portsmouth compete on one of the best outdoor cycle velodrome facilities in the UK for the chance to be crowned Inter-School Cycle Challenge Champions.



Photos
from Cycle
Challenge
July
2013

Challenges vary from team trials, individual skill tests, obstacle courses, mechanical tutorials and road safety quizzes (think a fun sports day with bikes). There's even a pedal powered Smoothie Maker to play with!

The event provides a fun and educational experience for all those that attend.

Please note the event is open to a maximum of 10 Year 7 pupils plus 2 adult helpers. Participants must have a road-worthy bicycle and a helmet.



Road Safety and Active Travel Team
Transport and Environment
Portsmouth City Council
Civic Offices
Guildhall Square
Portsmouth
PO1 2NE

Telephone: 023 9243 7951

Email: roadsafety@portsmouthcc.gov.uk

Website: www.myjourneyportsmouth.com



Corporate member of
Plain English Campaign

264

Committed to clearer communication

You can get this Portsmouth
City Council information in large
print, Braille, audio or in another
language by calling 9243 7951.

Junior Road Safety Officer Scheme

All Primary schools can join the Junior Road Safety Officer (JRSO) Scheme. The JRSO handbook is sent to participating schools on a USB stick by the Road Safety Team. Two JRSOs from years 3 to 6 and a teacher will meet with a Road Safety Officer to go through the handbook and receive an introduction to the role. Throughout the year JRSOs then complete activities such as creating a notice board within the school, going on a Community Speedwatch operation, speaking to children in their schools at assembly etc. to raise awareness of road safety within the school. Participating schools then have the opportunity to enter JRSO Champion of Champions, an exciting event held in conjunction with Hampshire Fire Service and neighbouring local authorities.

If you would like a copy of the JRSO Handbook emailed to you please contact elizabeth.burchett@portsmouthcc.gov.uk.

This page is intentionally left blank

Dear Parents/ Guardians,

We have teamed up with the road safety and active travel team at Portsmouth City Council to produce this **'Park and Stride'** map to help prevent congestion and improve safety levels outside the school.

Like many other schools, we place a strong focus on road safety education. However, in 2011 **child pedestrian casualties in Portsmouth rose to 40, with 16 of those being seriously injured**. The most common contributory factor was children having to cross from behind parked cars.

It is vital we keep the area outside the entrances clear of parked cars as they make it difficult for children to spot oncoming traffic and, similarly, approaching motorists struggle to see youngsters behind or in between vehicles. Therefore, we kindly ask families who travel by car to park a little distance from the school and walk the remaining part of the journey.

Park and Stride maps show time zones that give parents and children three short distances to walk in to school from where more parking may be available. These **2, 3, and 5 minute walking zones** allow very young children and those who can only manage a short distance to participate.

As well as helping to keep the road outside the school congestion free and safe for children crossing you will be building exercise into your child's daily routine. Studies have also shown that children who walk or cycle to school arrive more alert and ready to learn than those who come by car.

We understand that the beginning and end of the school day can be a very busy and stressful time, particularly if parents are running late or traveling onwards to work, but the **School Keep Clear markings are not for parking on**, even for a short period. Parking on them is inconsiderate, causes an obstruction to traffic, and can endanger other road users or pedestrians.

In light of this, Portsmouth City Council is the first Local Authority in the country to introduce a new initiative to tackle irresponsible parking. This involves issuing **warning letters** and, ultimately, **court summons** to those found repeatedly parking on the yellow School Keep Clear markings.

Parking wardens, police community support officers (PCSO's) and community wardens will be taking vehicle registrations of those infringing this law. Since the Council began this scheme, over 400 people have been caught out so please **don't let it be you!** Help us provide safer crossing points for children by keeping the zig zags clear.

Sincerely,

Head Teacher, and Portsmouth City Council Road Safety Team

Park & stride

With fuel prices going up and traffic increasing, there's never been a better time to look at how we make our day-to-day journeys.

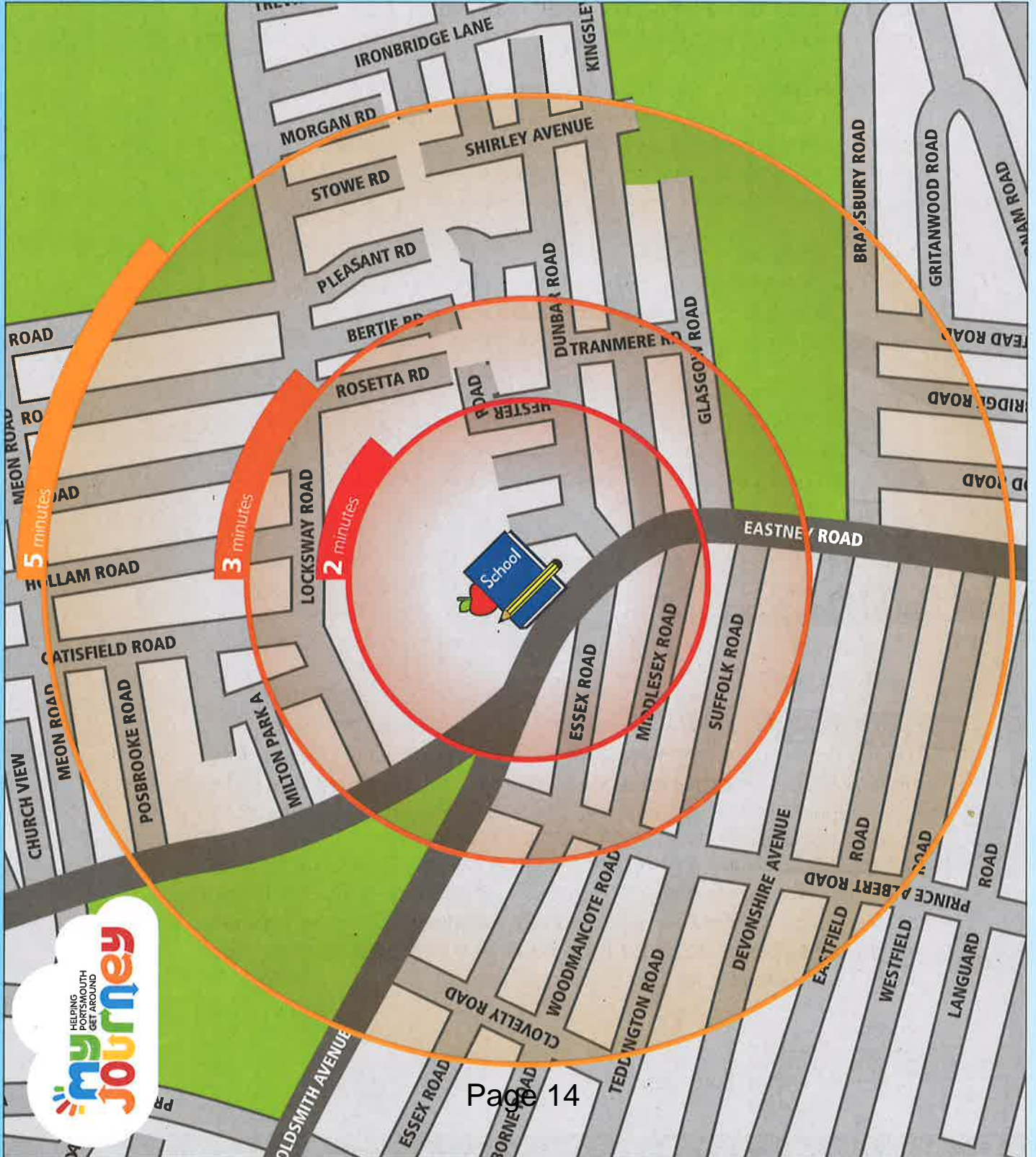
If you drive to school, why not park a short distance away and walk with your child the last part of the journey?

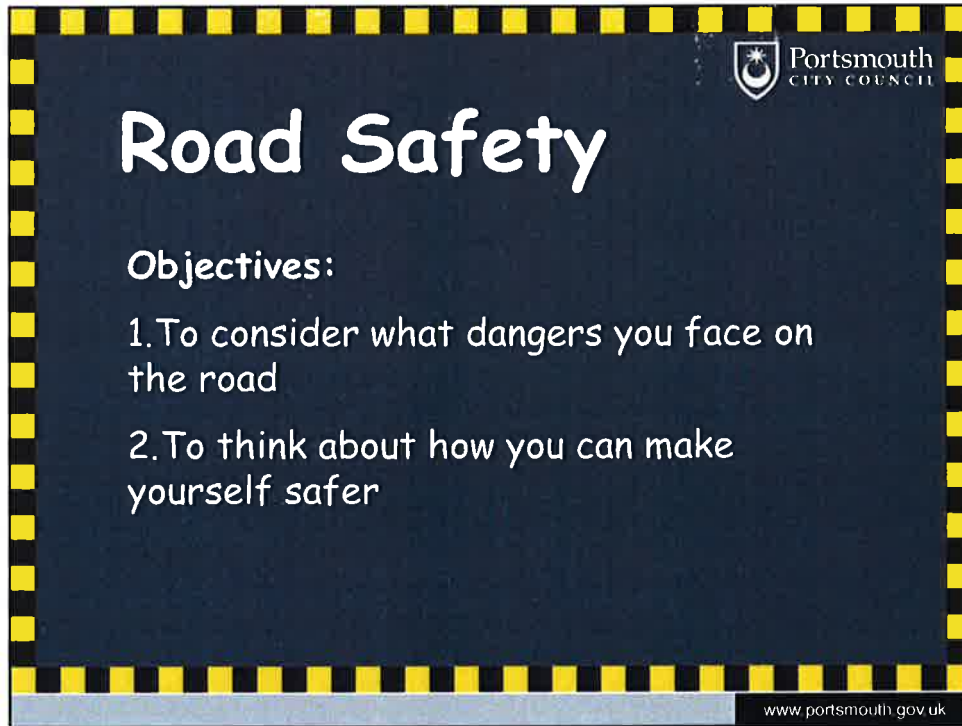
As well as helping keep your child fit and healthy, it can save you a lot of time and money – the average journey time during the morning school run is 8-9 minutes per mile and costs £470 a year in petrol!

Please look over this **Park & stride** map, park your car within the timed zones and walk with your child the remainder of the way.



Milton Park Primary School





Portsmouth CITY COUNCIL

Road Safety

Objectives:

1. To consider what dangers you face on the road
2. To think about how you can make yourself safer

www.portsmouth.gov.uk



The Danger YOU Face



• 2012 in Portsmouth 41 children were run over.

2

www.portsmouth.gov.uk

In the UK how many under 16s are killed or injured on the roads each year?

2400




Road traffic accidents cause more serious harm and death to children in Britain than anything else.

3 www.portsmouth.gov.uk

This slide features a black and yellow hazard border. The top section contains a question in white text on a black background, followed by the answer '2400' in large red font. Below this is a photograph of a massive crowd of people, representing the 2400 children mentioned in the text. The bottom section contains a statement in white text on a black background. The footer includes the number '3' and the website 'www.portsmouth.gov.uk'.

Green Cross Code



4 www.portsmouth.gov.uk

This slide features a black and yellow hazard border. The top section has the title 'Green Cross Code' in white text on a black background. Below the title is a screenshot of a computer screen showing a street scene with colorful houses and a car. The bottom section contains the number '4' and the website 'www.portsmouth.gov.uk'.

Distractions - Awareness Test



5

www.portsmouth.gov.uk

Distractions

- Friends
- Rushing
- Phones
- Music
- Tiredness

6

www.portsmouth.gov.uk

Stopping Distances



- 20mph = 12m (3 car lengths)
- 30mph = 23m (6 car lengths)

7

www.portsmouth.gov.uk

The truth about Portsmouth's roads

- What is the most dangerous thing on Portsmouth's roads?

PARKED CARS

- Why?

8

www.portsmouth.gov.uk



Parked Cars

- What if I have to cross between parked cars?
- GREEN CROSS CODE X 2



Be Bright Be Seen

- Florescent
- Light clothes
- Stickers
- Snap band
- Key ring
- Light up shoes



www.portsmouth.gov.uk

Cycle Safety

- A, B, C checks
- Helmet
- Lights
- Bikeability



www.portsmouth.gov.uk

Key points to road safety

1. Green Cross Code
2. Wear bright clothing
3. Don't get distracted!
4. Avoid crossing next to parked cars.
5. Cycle safety.

